

unifrog

Introduction to Unifrog



What is Unifrog?

- Unifrog believe that destinations - where students end up after school - are even more important than their academic performance. They partner with schools to support students to progress into the best opportunity for them.
- Unifrog do this by providing a one-stop-shop where students can explore their interests, then find and successfully apply for their best next-step after school.

The Unifrog tools

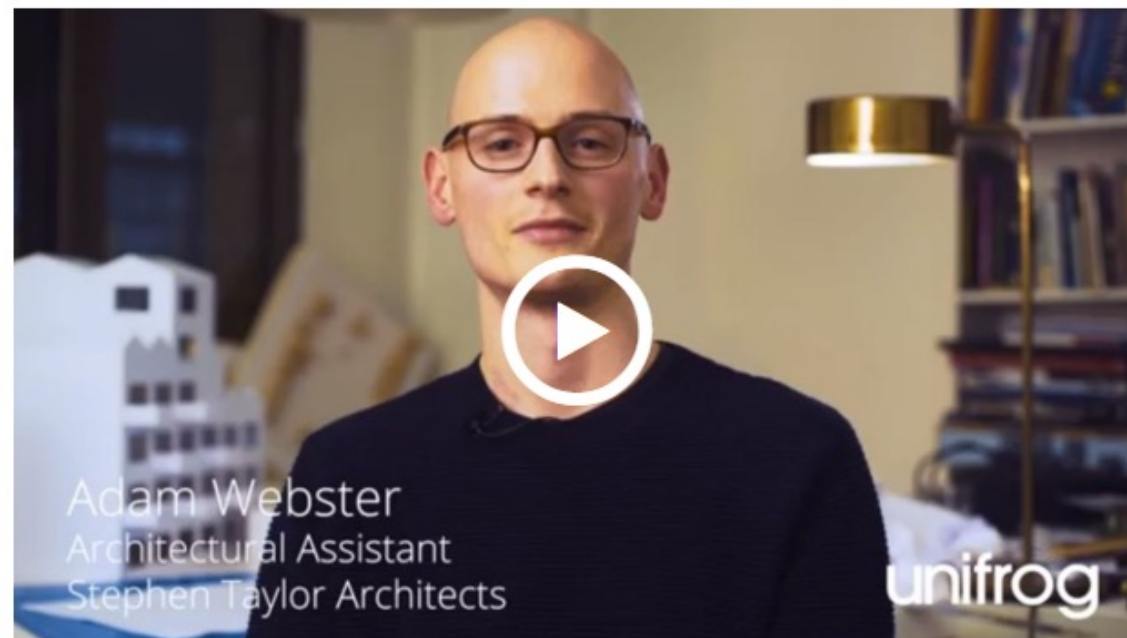
Exploring pathways	Searching for opportunities	Recording what you've done	Drafting application materials	Making applications
Careers library	UK universities	Activities	Personal Statement	Post 16/18 Intentions
Subjects library	US universities	Competencies	CV / Resumé	Locker
Know-how library	European universities	Interactions	Teacher References	Applications list
MOOC	Oxbridge		Common App Essay	
	Apprenticeships			
	College/ Sixth Form			
	Canadian universities			
	Asian universities			
	Special Opportunities			

Careers Library

- Over 1000 career profiles
- Presents information from a range of sources
- Includes qualifications and skills needed, interviews with industry professionals and labour market information
- Explores progression opportunities and what a working week really looks like

Architect

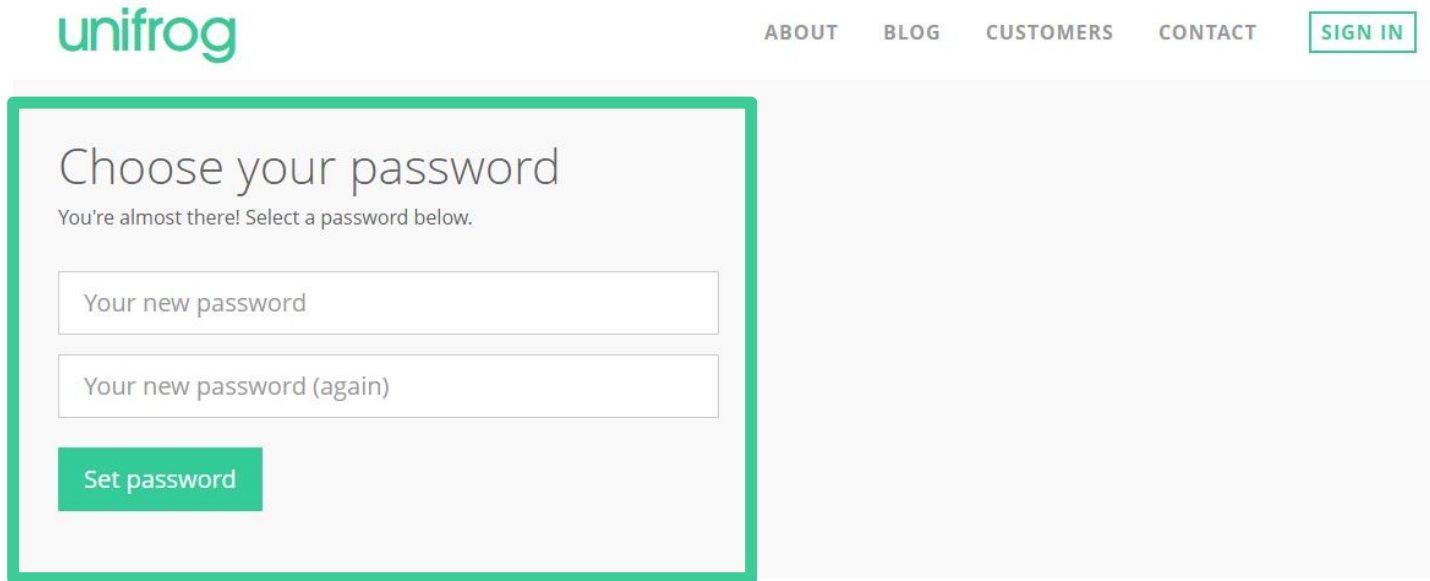
Architects design new buildings and the spaces around them, and work on the restoration and conservation of existing buildings.





Signing in to your Unifrog Account

Creating your account



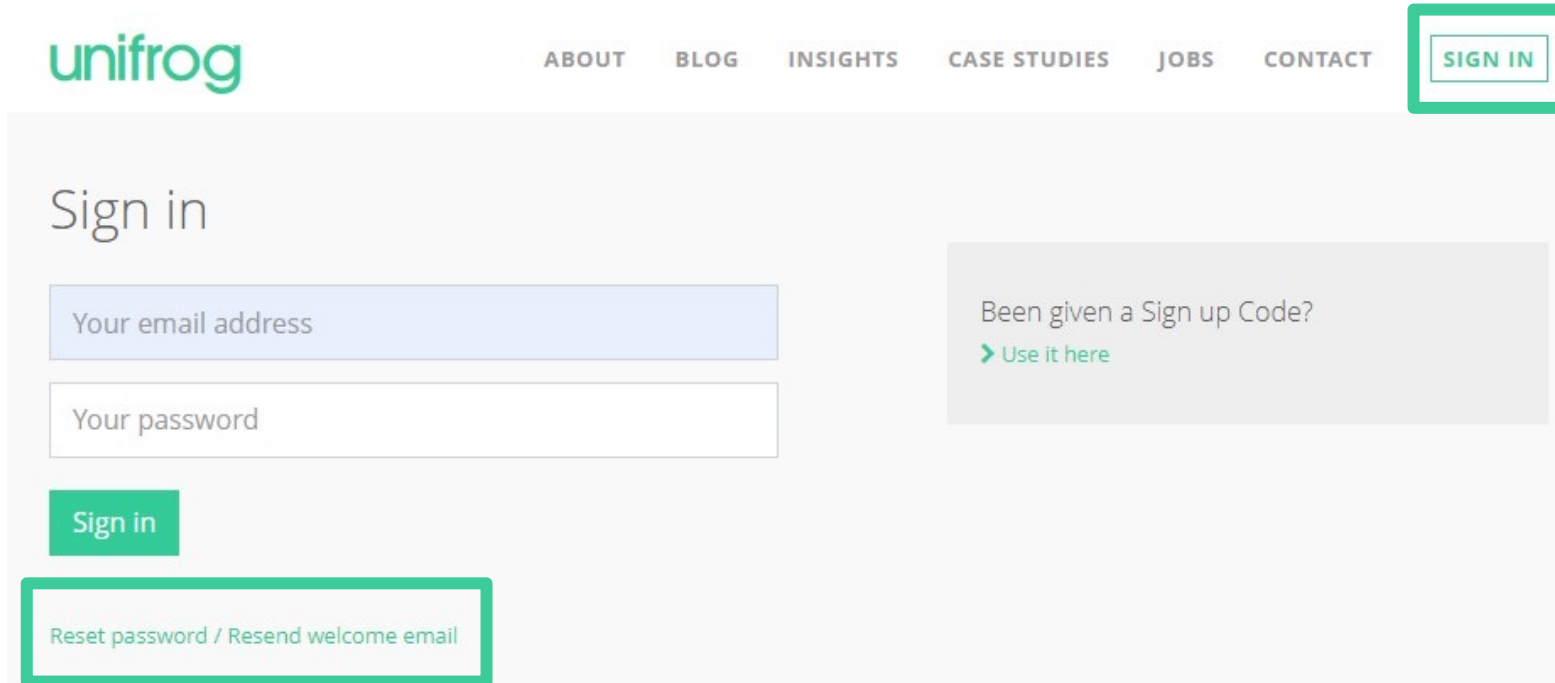
The screenshot shows the Unifrog website's account creation interface. At the top left is the 'unifrog' logo. To its right is a navigation bar with links for 'ABOUT', 'BLOG', 'CUSTOMERS', 'CONTACT', and a 'SIGN IN' button. The main content area features a form titled 'Choose your password' with the subtitle 'You're almost there! Select a password below.' The form contains two text input fields: 'Your new password' and 'Your new password (again)'. Below these fields is a green button labeled 'Set password'. The entire form is highlighted with a green border.

A link will be sent to your school email address (please check your junk/spam mailboxes).

Click the link and follow the instructions.

Create a memorable password and make a note of your password!

Access your accounts

The image shows the Unifrog website's sign-in page. At the top, the 'unifrog' logo is on the left, and a navigation menu with links for 'ABOUT', 'BLOG', 'INSIGHTS', 'CASE STUDIES', 'JOBS', and 'CONTACT' is on the right. A 'SIGN IN' button is highlighted with a green border in the top right corner. Below the navigation, the 'Sign in' section contains two input fields: 'Your email address' and 'Your password'. A green 'Sign in' button is positioned below these fields. At the bottom of the sign-in section, a link 'Reset password / Resend welcome email' is highlighted with a green border. To the right of the input fields, a grey box contains the text 'Been given a Sign up Code?' followed by a green link '> Use it here'.

Every time you login to Unifrog from now on, sign in using the button in the top right-hand corner of the homepage.

If you do forget your password, hit this link to reset.

unifrog

Recording what you've done

What are skills?

Skills are things you learn that enable you to perform certain tasks.

They can be categorised into **hard skills**, and **soft skills**. **Hard skills** are things you can be taught, and can be improved on with practice.

Playing football

Speaking a
second language

First Aid
certificate

Computer skills
and coding

Cooking
technique

An academic
qualification

What are skills?

Soft skills are harder to teach, and often come more naturally to some people than others.

These are sometimes called **transferable skills, employability skills** or **competencies**. They can often be a bit harder to quantify.

Being a good
listener

Problem solving

Being reliable

Being a good
leader

Ability to learn
and adapt quickly

Teamwork

2) Recording what you have done

Use the tools in this section to get *Recording what you have done*, using guidance and examples and preparing yourself for making applications.

Activities you've done

Record what you've done. Then use this material for your applications.



2 of 10 recommended minimum recorded so far

Almost anything can be considered an extracurricular activity - from having a job, to taking care of family members, to extreme soap carving.

[+ Add an activity](#)



Hotel staff

Paid work

July 2019

During the summer holidays I worked in a local hotel. This role required me to use initiative; fulfilling various roles as and when required.

Referee: Mary

[Edit >](#)



Babysitter for 2 energetic siblings

Family responsibility / Caring for other people

February 2018

Regularly look after younger siblings. Cook healthy dinner, ensure they do their homework. At times their behaviour is challenging. Keep calm and firm.

Referee: Stephen

[Edit >](#)

Our Tools:

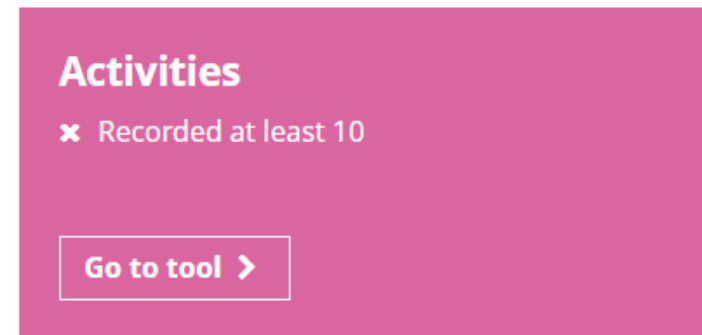
Activities

Competencies

Interactions

The Activities tool provides templates so you can record examples of activities that underline your personal experience, abilities, and accomplishments.

This will improve your job, apprenticeship, or university applications!



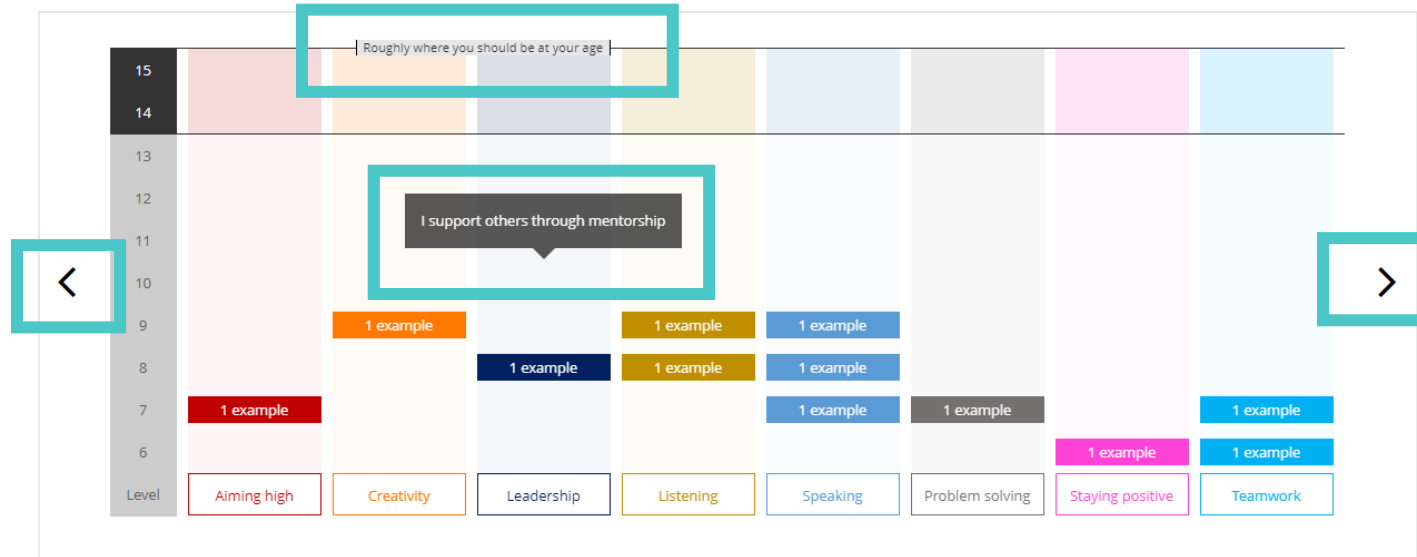
These are the 12 competencies that underpin success at every stage of life:

Aiming high	Creativity	Leadership	Listening
Speaking	Problem solving	Staying positive	Teamwork
Reading	Numeracy	Independence	Writing

Use the Unifrog Competencies tool to record your progress.

Recording skills on Unifrog

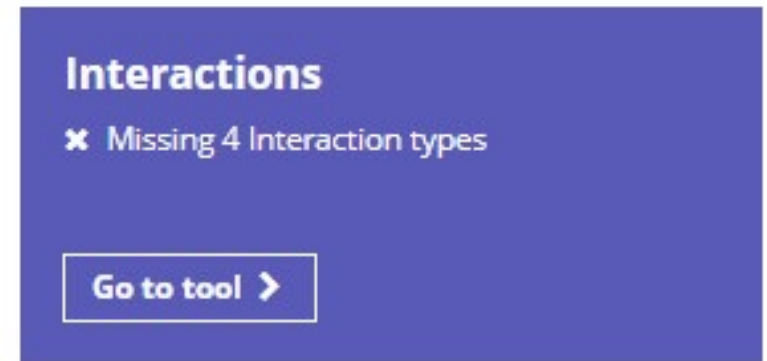
Your homepage will show an interactive Competencies ladder, charting your progress.



You can add examples and track your progress against the 12 star competencies, or add your own!

The Interactions tool is a record of all the careers education and exposure that you receive.

The tool helps you to easily keep track of all these experiences!



unifrog

Drafting application
materials

4) Drafting application materials

Use the tools in the *Drafting applications* section to start your application process, using guidance and examples provided.



Our Tools:

UK Personal Statement

Academics

CV / Resume

Common App Essay

US recommenders

Notes for Ref Writers

The CV / Resumé tool provides a template for creating your own unique and comprehensive CV.

This tool will save you time when writing and modifying your CV for particular vacancies!

CV / Resumé

✓ Tweak your CV for each role


Start >

Market yourself to the world

Your CV is your opportunity to sell yourself. Think about the competencies and activities the recruiter is looking for - and tweak your CV every time you apply for a new role. Consider using [these power words](#) ✓


Write
Add, edit and delete text

Preview
How it'll look




Your contact information
How can employers get in touch with you?
Kaya Carter
(Your details will go here)

Edit >



Personal introduction
Describe yourself, focusing on your strengths

Edit >



Competencies
What are your strongest skills?

Edit >

The tool splits your CV / resumé into several sections. You can complete these in any order and come back to each section as many times as you like.

Once you are ready to complete the section click 'Edit'.

Click on 'Preview' to see how your CV/resumé will look as one section.

Market yourself to the world

Your CV is your opportunity to sell yourself. Think about the competencies and activities the recruiter is looking for - and tweak your CV every time you apply for a new role. Consider using [these power words](#) ^

Power word	Definition
Accurate	right, correct, spot on, exact
Active	alert, lively
Adaptable	able to adjust to new conditions
Analytical	logical, detailed, searching
Articulate	speaking clearly and being understood
Business-minded	efficient, practical
Bilingual	speaking two languages well
Calm	peaceful, not being nervous or angry
Capable	able to do things, practical
Commerically-minded	able to think of ways to make money
Committed	dedicated, loyal
Competent	able to do things, know how to do things
Confident	feel sure of something
Consistent	doing things the same every time, constant
Creative	able to use your imagination

At the top of this page there are a list of words that are considered impressive when used in a CV or resumé.

Personal introduction

Describe yourself, focusing on your strengths

[< Back](#)

How you might describe yourself when applying for:

⊖ Work experience at a law firm

"My experience of babysitting for demanding families whilst also studying has shown that I am a quick learner, who always brings great enthusiasm and attention to detail to the tasks I am undertaking. I am now committed to exploring a career in law."

⊕ An apprenticeship in construction

⊕ A job as a barista

Once you have selected a section to complete and clicked 'Edit', you will see some prompts in green text at the top of the page. Each one expands to show an example.

Do not try to use these as templates; the entries need to be personal to you.

Write

Add, edit and delete text

Preview

How it'll look



Ready to push this into your Locker?

This creates a PDF which you can then use in your applications.

[Push to Locker >](#)

Email my whole CV to a teacher for feedback:

[+ add a note](#)

[Send](#)

Or email it to:

[+ add a note](#)

[Email my CV](#)

Or download it:

As a [PDF Document](#) or [Word Document \(docx\)](#)

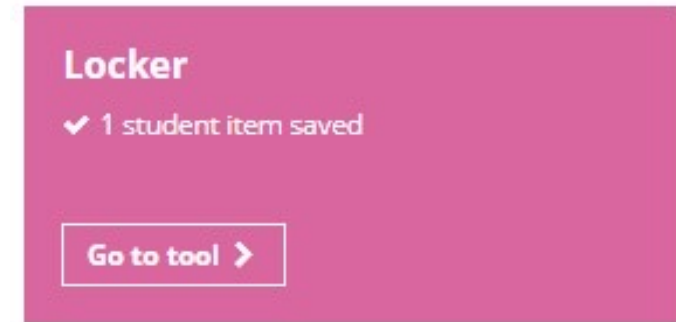
Once you have completed your CV/resumé you can choose to do one or all of the following:

- Store it in your Locker
- Email to a teacher /another
- Download is as Word/PDF file

Don't forget - you can update it anytime.

The Locker can be used to store items that will support your applications.

These might be photos, videos, certificates and so on - it can be for almost anything you that you would like your teachers to take a look at!



Locker

Your Locker is split into two parts, one for items uploaded by you, the other for items uploaded by teachers.

Student items

Items uploaded by you

Teacher items

Items uploaded by teachers



0 student items saved so far

Save items you might use in your applications, like essays, videos, photos and certificates

↑ Upload new item

Use the Locker to store all your important items to help you prepare your applications.

Click 'Upload new item' to choose your uploads.

Teachers are also able to upload items to your Locker, this is where you will find your Personal Statement template.

School website link

Explore: Students

[Student Well-being](#)

[Year 6 Transition](#)

[GCSE Course Options](#)

[Careers](#)

[ePraise](#)

[Online Learning Platforms](#)

[Clubs Timetable](#)

[Duke of Edinburgh Award](#)

[Voltaire Society](#)


Careers


Last updated Tuesday 27 September 2022





Unifrog is a complete destinations platform that allows students to search for opportunities and make applications for their next steps. [Click here to sign in.](#)

UK Universities


English Literature - 3FT/6PT BA (Hons)


Oxford Brookes University


Safe - YEF Silver



English Literature offers the opportunity to study an exciting range of modules, blending the study of classic texts and literary traditions with current theoretical models for understanding literature as a dynamic, global phenomenon. Our course is renowned for its inspirational teaching and research excellence. In the 2013 National Student Survey (Source: Unistats), 93 per cent of students agreed that staff had made the subject interesting.

Full-time undergrads at the uni: 13005 Domestic / Int'l undergrads at the uni: 84% / 16%

[Website](#)
[Open Day](#)
[Course page](#)
[Finance page](#)
[Disabilities](#)

Getting in

Overall Application success rate
21%

UK Application success rate
22%

Entry requirements A Level

Full-time 3 Years: Grade B in A-level English Literature or English Language required.

Entry requirements UCAS points
112 points

IMPORTANT: check the [course page](#) to see if your qualifications are accepted.


Additional requirements
GCSE: GCSE English - Grade 5 2 x further GCSE - Grade 4, normally to include Maths.

Last year's successful applicants
89.8% of successful applicants did the same qualification types as you, and of these a typical result was:
A Level: C

Unofficial overview

"Oxford Brookes is spread across three suburban campuses in Oxford and the small university city has a friendly feel. Oxford Brookes pioneered the modular system of study and the academic year is split into two semesters rather than three terms. The university has a strong reputation for sport, and there are also strong links with industry. Despite the fact that the city is tiny, nightlife is lively and students enjoy studying here."

Campus or City: CAMPUS



- Students can enter subject of interest and projected grades to see all relevant university courses available in the UK
- Rank and filter opportunities by factors like hours of lectures, price of accommodation and graduate job rates
- Get direct links to university information pages, with impartial information on courses and institutions
- Save unlimited shortlists to refer back to later

GDPR

GDPR is a regulation in EU law on data protection and privacy for everyone within the European Union and the European Economic Area.

Unifrog takes data security very seriously, and as such, has several features in place to protect school and student data.

We only use EU data centres, have multiple firewalls, layered-access security and more. Information on this can be found at unifrog.org/about#security